
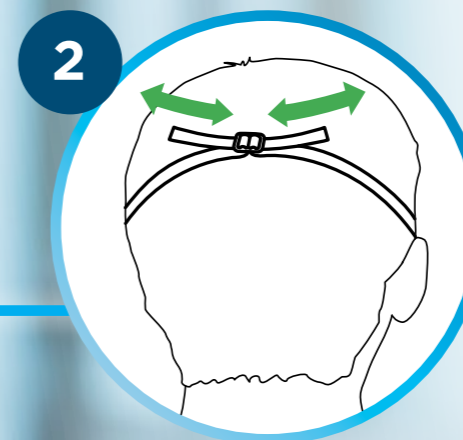


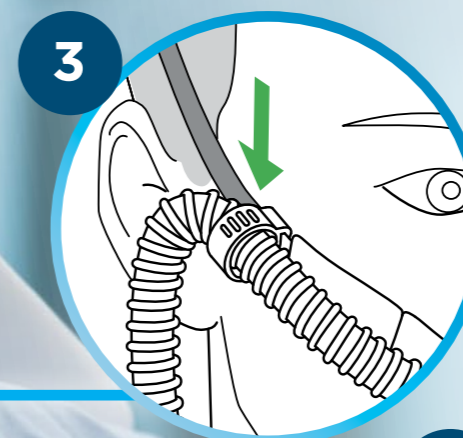
1a Select appropriate size.  
Prongs must not create a seal in the nares.  
A clear gap must be visible around each prong.



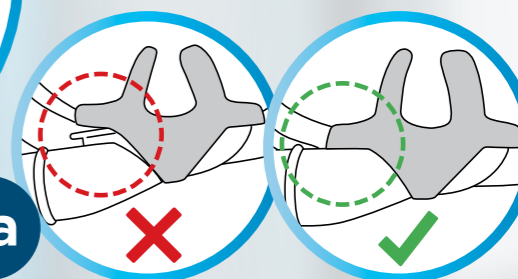
1b Inherent gap around smaller prong maintains an open system.  
Using the bigger prong, select the largest size that still maintains a visible gap.



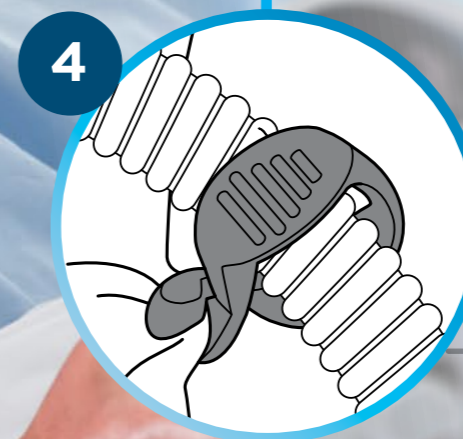
2 Place headstrap across crown of the head.  
Adjust the headstrap to fit.  
Do not over-tighten.



3 Ensure headstrap clip is attached, to prevent cannula from being pulled out of the nares.



3a Cannula can become unattached if not used with the headstrap clip.



4 Attach tubing clip to clothing or bedding to prevent cannula from pulling off face.