

Fact Sheet 2022

Fisher & Paykel Healthcare is a leading designer, manufacturer and marketer of products and systems for use in respiratory care, acute care, surgery and the treatment of obstructive sleep apnea.

Our purpose is to improve care and outcomes through inspired and world-leading healthcare solutions. Our consistent long-term growth strategy is to increase our international presence, change clinical practice, expand our range of innovative products and deliver sustainable, profitable growth.

We manufacture our products at facilities in New Zealand and Mexico and sell them in more than 120 countries worldwide. We employ over 7,000 people around the world including more than 700 staff dedicated to research and development.

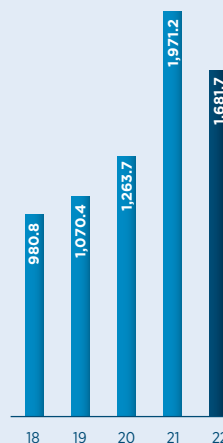
KEY FINANCIALS

All figures NZ\$million unless otherwise stated	FY2018	FY2019	FY2020	FY2021	FY2022
	\$000	\$000	\$000	\$000	\$000
Operating revenue	980.8	1,070.4	1,263.7	1,971.2	1681.7
Gross profit	650.4	715.8	835.8	1,245.6	1052.7
Gross margin	66.3%	66.9%	66.1%	63.2%	62.6%
R&D expenses	94.7	100.4	118.5	136.7	154.0
Net profit after tax	190.2	209.2	287.3	524.2	376.9
Earnings per share (cents) ¹	33.4	36.5	50.0	91.1	65.3
Dividend declared per share ²	21.25	23.25	27.50	38.00	39.5
Total assets	1,025.1	1,206.7	1,435.0	2,075.0	2107.0
Shareholders' equity	761.4	913.2	973.8	1,520.9	1679.7
Net debt / (cash) ³	-49.9	-54.4	-42.2	-302.9	-221.6
Gearing ratio ⁴	-7.3%	-6.7%	-4.3%	-27.2%	-16.3%
NZD:USD (average daily spot rate)	0.7148	0.6811	0.6477	0.6714	0.6969

1. Basic earnings per share (does not account for the dilutive effects of outstanding share options and performance share rights)
2. Dividends carry New Zealand imputation credits (see Annual Report)
3. Net debt / (cash) (including short-term investments)
4. Net debt / net debt + equity (less hedging reserve)

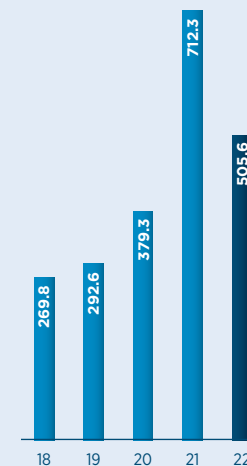
OPERATING REVENUE

NZ\$ MILLIONS



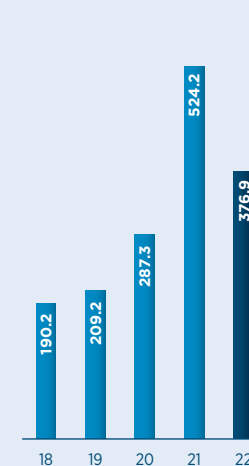
OPERATING PROFIT

NZ\$ MILLIONS



PROFIT AFTER TAX

NZ\$ MILLIONS



COMPANY INFORMATION

Fisher & Paykel Healthcare Corporation Limited
PO Box 14 348, Panmure,
Auckland 1741, New Zealand
Phone: +64 9 574 0100
Fax: +64 9 574 0158
Website: www.fphcare.com
Email: investor@fphcare.co.nz

SHARE INFORMATION

as at 31 March 2022

NZX Main Board Code: FPH

ASX Code: FPH

Share price: \$24.35

Shares on issue: 577,405,878

Market capitalisation: NZ\$14.1 billion

Financial year-end: March 31

Indices: S&P/NZX 50 Index; S&P/NZX 50 Portfolio Index; S&P/NZX 20 Index; S&P/NZX 15 Index; S&P/NZX 10 Index; S&P/NZX All Index; S&P/NZX SciTech Index; S&P/ASX200 Index, S&P/ASX100 All Ordinaries Index, MSCI World Index, Asia Pacific and Australian Dow Jones Sustainability Indices

REGISTRIES

New Zealand

Link Market Services Limited
www.linkmarketservices.co.nz
enquiries@linkmarketservices.co.nz
Phone: +64 9 375 5998

Australia

Link Market Services Limited
www.linkmarketservices.com.au
registrars@linkmarketservices.com.au
Phone: +61 2 8280 7111

PRODUCT GROUPS

Hospital

We offer medical devices for use in the hospital where patients are receiving invasive and non-invasive ventilation, nasal high flow therapy or undergoing surgery.

Humidity is crucial to respiratory health and well-being. Our products incorporate patented and proprietary technologies designed to emulate the balance of temperature and humidity that occurs naturally in the body. This approach restores natural balance and seeks to ensure optimal outcomes for patients and their caregivers.

All figures NZ\$M unless otherwise stated	FY2018	FY2019	FY2020	FY2021	FY2022
Hospital					
Operating revenue	572.1	642.3	801.3	1,498.1	1,207.1
Contribution to total	58%	60%	63%	76%	72%

Homecare

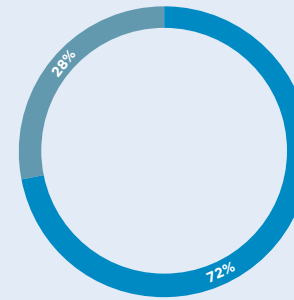
Obstructive sleep apnea (OSA) occurs when one's airway temporarily closes during sleep, forcing sufferers to wake either partially or completely to breathe again. This can occur up to several hundred times a night, and if left untreated, can lead to serious health problems.

Our continuous positive airway pressure (CPAP) devices and innovative masks are used to treat OSA. CPAP therapy keeps the airway open, and is recognised as a simple and effective treatment for OSA.

We also offer products that provide respiratory support in the home in the treatment of chronic respiratory conditions such as chronic obstructive pulmonary disease.

All figures NZ\$M unless otherwise stated	FY2018	FY2019	FY2020	FY2021	FY2022
Homecare					
Operating revenue	398.1	421.4	457.3	465.6	469.5
Contribution to total	41%	39%	36%	24%	28%

The balance of sales not covered by these two business areas are made up of distributed and other product sales including infant warmer accessories and the distribution of Medela products in New Zealand.



REVENUE BY PRODUCT GROUP

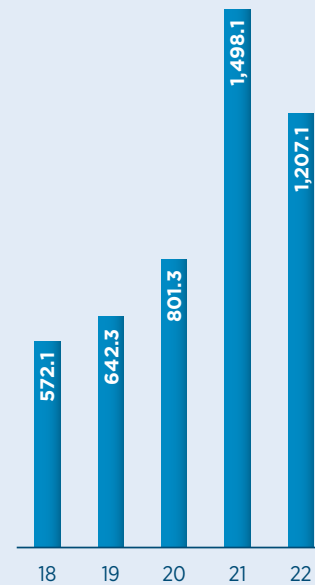
12 MONTHS TO 31 MARCH 2022

● HOSPITAL 72%
● HOME CARE 28%

HOSPITAL

OPERATING REVENUE


NZ\$ MILLIONS



HOME CARE

OPERATING REVENUE

NZ\$ MILLIONS



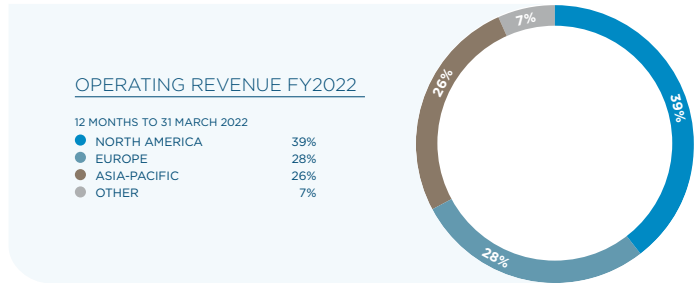
MARKETS

We employ multiple distribution channels to reach our customers in more than 120 countries:

Direct: We have direct sales teams in 53 countries which sell directly to hospitals, long-term care facilities and home healthcare dealers.

Distributors: In markets where we do not have our own representatives we sell to more than 180 distributors worldwide who in turn sell to hospitals, home healthcare dealers and other manufacturers of medical products. Our distributors are supported by representative offices in a number of other countries and area managers based in New Zealand.

Original equipment manufacturers: We sell our devices to manufacturers of medical products and their distributors, who in turn sell to hospitals and home healthcare dealers.



GOVERNANCE

Board

Scott St John - Chair, Non-Executive Independent Director

Lewis Gradon - Managing Director & Chief Executive Officer

Michael Daniell - Non-Executive Director

Pip Greenwood - Non-Executive Independent Director

Geraldine McBride - Non-Executive Independent Director

Lisa McIntyre - Non-Executive Director

Donal O'Dwyer - Non-Executive Independent Director

Neville Mitchell - Non-Executive Independent Director

CAPITAL MANAGEMENT

The company's priority is to appropriately invest in the business to support long term sustainable growth. The directors have established a target debt to debt plus equity ratio in the range of +5% to -5%. The company expects to increase dividend as earnings grow, while maintaining the target gearing ratio. Dividends carry New Zealand imputation credits to the maximum extent available.

***Net interest bearing liabilities to net interest bearing liabilities and equity (less hedging reserve)**

RESEARCH & DEVELOPMENT

We believe that product development and clinical research is critical to our success, and currently invest approximately 9% of revenue into R&D. As at 31 March 2021 we employed more than 700 people engaged in clinical research and product and process development, primarily engineers, scientists and physiologist.

EXECUTIVE



Lewis Gradon
Managing Director and Chief Executive Officer



Paul Shearer
Senior Vice President - Sales & Marketing



Nicola Talbot
Vice President - Human Resources



Andrew Somervell
Vice President - Products & Technology



Lyndal York
Chief Financial Officer




Winston Fong
Vice President - Surgical technologies



Brian Schultz
Vice President - Quality & Regulatory



Jonti Rhodes
General Manager - Supply Chain



Nicholas Fourie
Vice President - Information & Communication Technology



Marcus Driller
Vice President - Corporate

HISTORY

Fisher & Paykel (F&P) commenced business in 1934 as an importer of refrigerators and washing machines. In 1938 F&P started manufacturing white ware under license to several major international appliance companies and in the mid-1960s moved to manufacturing products using in-house technology.

The involvement in healthcare started in the late 1960s when F&P sought involvement in a business that could benefit from their growing manufacturing and electronic expertise. A prototype respiratory humidifier, developed in New Zealand for use with patients needing ventilation in hospital intensive care situations, was taken to production by F&P. Since then we have consistently developed innovations to improve patient care and developed world-wide distribution for these products.

On 14 November 2001, as part of a reorganisation, Fisher & Paykel Industries Limited was renamed Fisher & Paykel Healthcare Corporation Limited and a new company, Fisher & Paykel Appliances Holdings Limited, was established to own F&P's appliances and finance business. In connection with the reorganisation, Fisher & Paykel Healthcare Corporation Limited listed on the Australian and New Zealand Stock Exchanges and NASDAQ. In February 2003 the NASDAQ listing was terminated.

INVESTOR RELATIONS CONTACT INFORMATION

Hayden Brown

Investor Relations Manager
+64 (0) 27 807 8073
hayden.brown@fphcare.co.nz

ANALYSTS

A number of broking analysts currently follow our company and provide written research reports on our performance and future prospects.

NEW ZEALAND

Stephen Ridgewell

Craigs Investment Partners
+64 9 358 7531
stephen.ridgewell@craigsip.com

Matt Montgomerie

Forysth Barr
+64 9 368 0124
matt.montgomerie@forysthbarr.co.nz

Marcus Curley

UBS Securities
+64 9 913 4750
marcus.curley@ubs.com

Tom Deacon

Macquarie
+64 21 554 299
tom.deacon@macquarie.com

Adrian Allbon

Jarden
+64 21 945 251
adrian.allbon@jarden.co.nz

AUSTRALIA

John Deakin-Bell

Citi Research
+61 2 8225 4146
john.deakinbell@citi.com

Andrew Goodsall

MST Marquee
+61 2 8999 9989
andrew.goodsall@mstmarquee.com.au

Shane Storey

Wilsons Advisory
+61 4 2850 9553
shane.storey@wilsonsadvisory.com.au

David Low

J.P. Morgan
+61 2 9003 6353
david.low@jpmorgan.com

Chris Cooper

Goldman Sachs
+61 2 9320 1489
chris.cooper@gs.com

Lyanne Harrison

Bank of America Merrill Lynch
+61 2 9226 5028
lyanne.harrison@bofa.com

Gretel Janu

Credit Suisse
+64 2 8205 4028
gretel.janu@credit-suisse.com

Saul Hadassin

Barrenjoey
+61 2 9903 6234
saul.hadassin@barrenjoey.com

Andrew Paine

CLSA
+61 2 8571 4266
andrew.paine@clsa.com

