

900HC032 Mounting Tray

The 900HC032 mounting tray is intended for mounting of Fisher and Paykel Humidifiers such as the HC500 and MR730 and MR850 series. It is designed to prevent the humidifier tipping over accidentally in situations where the humidifier is placed on a table or on the floor. The tray can be configured to be used in conjunction with a variety of home-care ventilation devices, or as a stand-alone mounting for the humidifier.

WARNING

To prevent accidental water inhalation, the humidifier chamber must always be mounted lower than the patient's head, preferably by at least 400mm. Floor mounted humidifiers must have adult supervision to prevent the patient pulling the humidifier over.

MOUNTING OF HUMIDIFIER ONLY

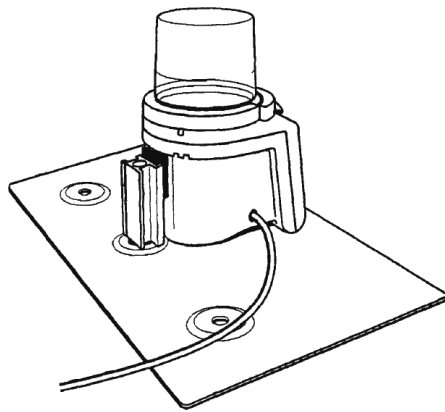


Figure 1 Mounting of Humidifier only on tray

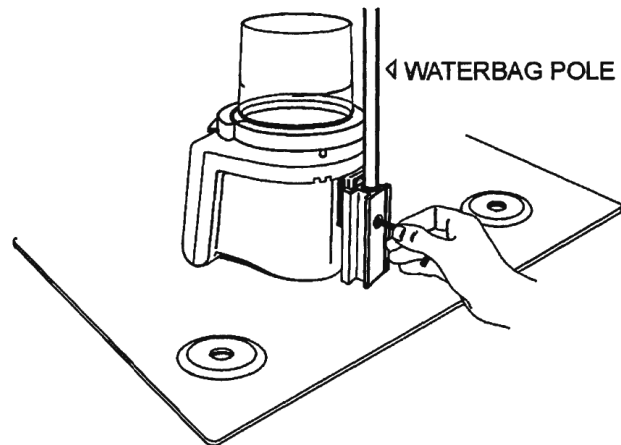


Figure 2 Locking screw and waterbag pole fitting

If a humidifier only is to be mounted, it should be mounted in the center of the tray as shown in figure 1. This configuration provides maximum stability, and is suitable for when the humidifier is placed on the floor and used with infants who can walk or crawl.

To prevent the humidifier being pulled out of the mounting shaft, the humidifier can be locked in place by tightening up the screw in the back of the mounting shaft in figure 2 (use Allen key provided).

MOUNTING OF WATER BAG POLES

When using an autoseed chamber such as the Fisher and Paykel MR290, a waterbag pole (eg. Fisher and Paykel ref. 900MR290) can be screwed in to the top of the humidifier mounting shaft, see figure 2.

CAUTION: Do not use a water bag with a capacity of greater than 1 litre (1000ml)

CE 0123

Fisher & Paykel
HEALTHCARE

Manufacturer Fisher & Paykel Healthcare Ltd, 15 Maurice Paykel Place, East Tamaki, Auckland 2013, PO Box 14 348 Panmure, Auckland 1741, New Zealand Tel: +64 9 574 0100 Fax: +64 9 574 0158 Email: info@fphcare.co.nz Web: www.fphcare.com Importer/ Distributor **Australia** (Sponsor) Fisher & Paykel Healthcare Pty Ltd, 19-31 King Street, Nunawading, Melbourne, Victoria 3131. Tel: +61 3 9871 4900 Fax: +61 3 9871 4998 **Austria** Tel: 0800 29 31 23 Fax: 0800 29 31 22 **Benelux** Tel: +31 40 216 3555 Fax: +31 40 216 3554 **Brazil** Fisher & Paykel do Brasil, Rua Sampaio Viana, 277 cj 21, Paraisópolis, 04004-000, São Paulo - SP, Brazil Tel: +55 11 2548 7002 **China** 代理人/售后服务机构: 费雪派克医疗保健(广州)有限公司, 广州高新技术产业开发区科学城科丰路31号G12栋301号 电话: +86 20 32053486 传真: +86 20 32052132 **Denmark** Tel: +45 70 26 37 70 Fax: +46 83 66 310 **Finland** Tel: +358 94 1590 355 Fax: +46 83 66 310 **France**  **REP** Fisher & Paykel Healthcare SAS, 10 Av. du Québec, Bât F5, BP 512, Villebon-sur-Yvette, 91946 Courtaboeuf Cedex, France Tel: +33 1 6446 5201 Fax: +33 1 6446 5221 Email: c.s@fphcare.fr **Germany** Fisher & Paykel Healthcare GmbH & Co. KG, Deutschland, Österreich, Schweiz, Wiesenstrasse 49, D 73614 Schorndorf, Germany Tel: +49 7181 98599 0 Fax: +49 7181 98599 66 **Hong Kong** Tel: +852 2116 0032 Fax: +852 2116 0085 **India** Tel: +91 80 2309 6400 **Ireland** Tel: 1800 409 011 Fax: +44 1628 626 146 **Italy** Tel: +39 06 7839 2939 Fax: +39 06 7814 7709 **Japan** Tel: +81 3 5117 7110 Fax: +81 3 5117 7115 **Korea** Tel: +82 2 6205 6900 Fax: +82 2 6309 6901 **Norway** Tel: +47 21 60 13 53 Fax: +47 22 99 60 10 **Russia** Tel. and Fax: +7 495 782 21 50 **Spain** Tel: +34 902 013 346 Fax: +34 902 013 379 **Sweden** Tel: +46 8 564 76 680 Fax: +46 8 36 63 10 **Switzerland** Tel: 0800 83 47 63 Fax: 0800 83 47 54 **Taiwan** Tel: +886 2 8751 1739 Fax: +886 2 8751 5625 **Turkey** İthalatçı Firma: Fisher Paykel Sağlık Ürünleri Ticaret Limited Şirketi, İletişim Bilgileri: Ostim Mahallesi 1249. Cadde No:6, Yenimahalle, Ankara, Türkiye 06374, Tel: +90 312 354 34 12 Fax: +90 312 354 31 01 **UK** Fisher & Paykel Healthcare Ltd, Unit 16, Cordwallis Park, Clivemont Road, Maidenhead, Berkshire SL6 7BU, UK Tel: 0800 132 189 Fax: +44 1628 626 146 **USA/Canada** Tel: 1800 446 3908 or +1 949 453 4000 Fax: +1 949 453 4001

California residents please be advised of the following, pursuant to Proposition 65:

Warning: This product contains chemicals known to the State of California to cause cancer, birth defects and other reproductive harm. For more information, please visit: www.fphcare.com/prop65

REF 185041678 Rev E 2019-03 © 2019 Fisher & Paykel Healthcare Limited

MOUNTING OF HUMIDIFIER AND OTHER EQUIPMENT TOGETHER

When using a humidifier and another device such as a non-invasive ventilator or CPAP blower, both devices can be mounted on the tray to give added stability. (See figure 3).

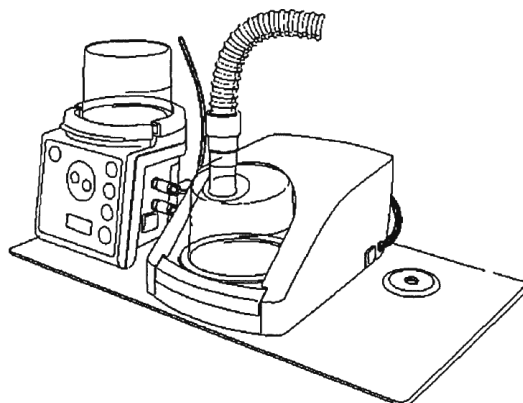


Figure 3

Use of tray with non-invasive ventilator or CPAP blower and humidifier

MOUNTING A PULMONETICS SYSTEMS VENTILATOR

When using a Pulmonetics Systems ventilator, the humidifier can be mounted alongside the ventilator on the 900HC032 tray, see figure 4. Use the velcro strips provided to fix the ventilator holder to the mounting tray. (See also Pulmonetics mounting instructions).

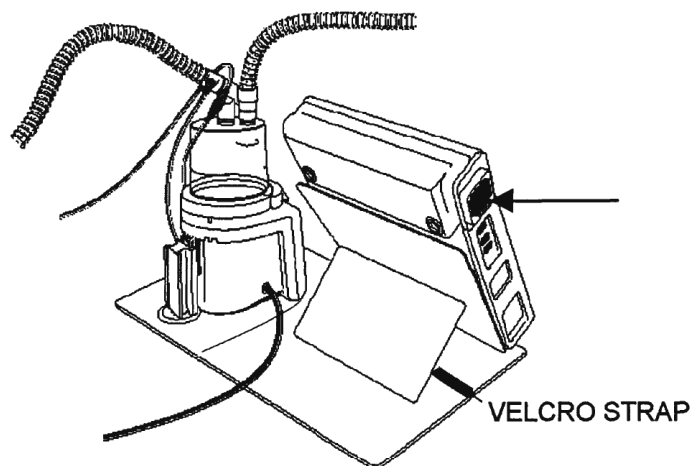


Figure 4

Mounting a Pulmonetics Systems Ventilator on the 900HC032 tray