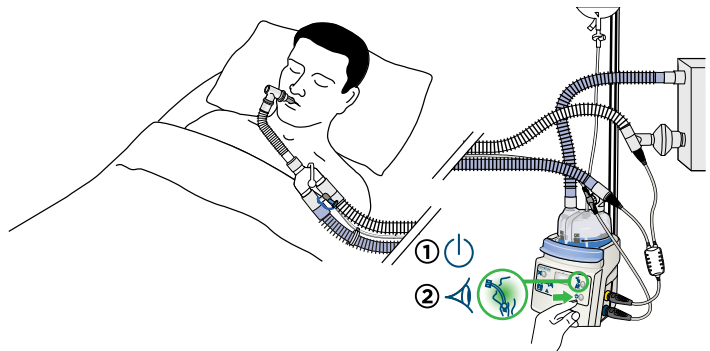
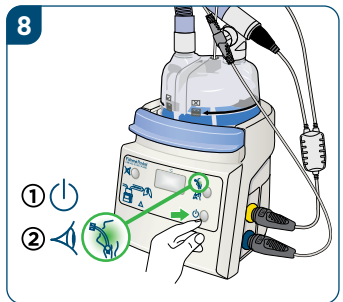
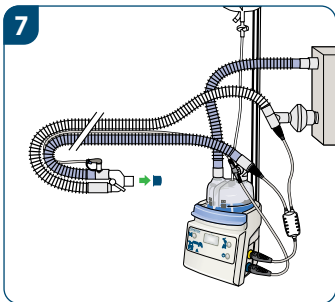
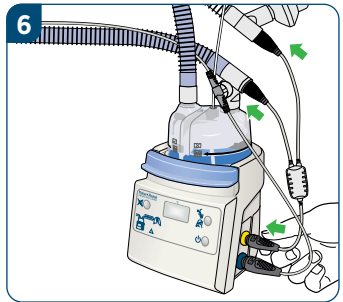
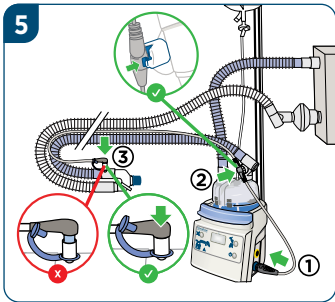
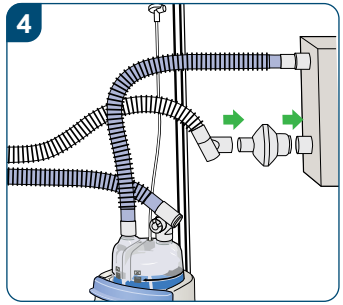
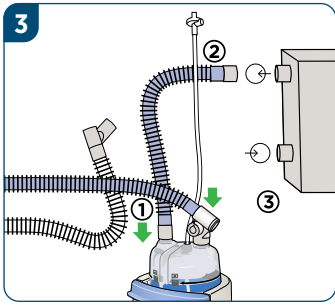
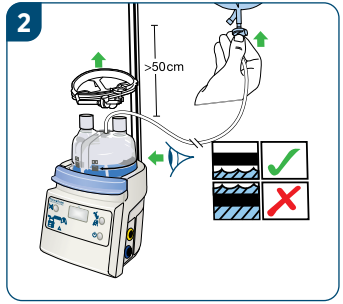
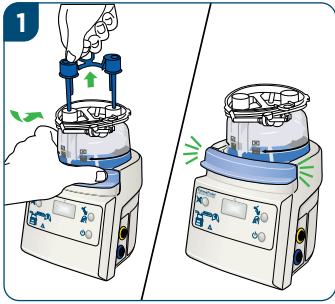


F&P 850 System

Adult invasive ventilation setup

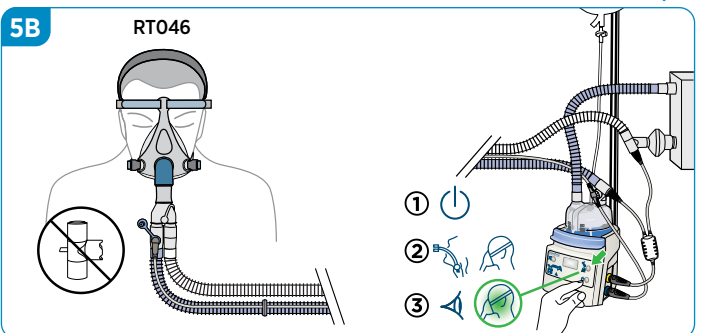
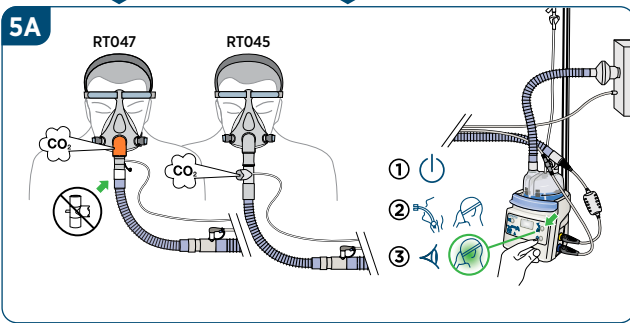
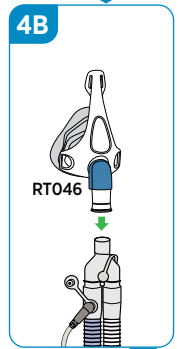
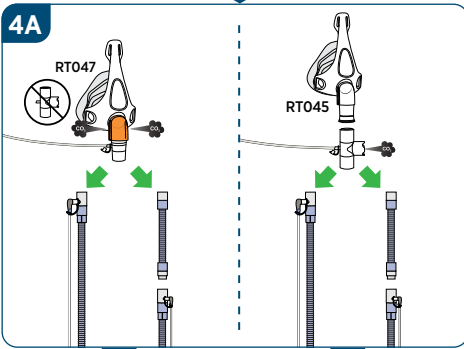
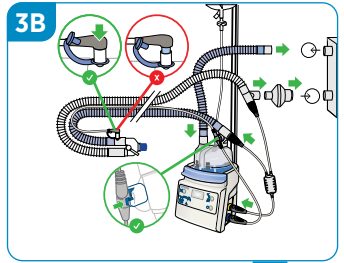
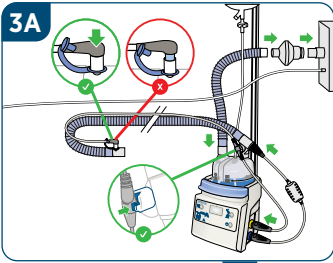
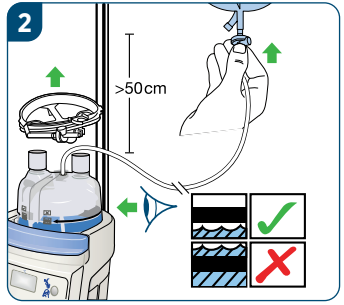
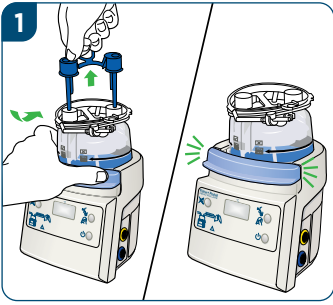


This swingtag is only to be used as a guide to setup. Always read and understand all user instructions for each component before use.

Fisher & Paykel
HEALTHCARE

F&P 850 System

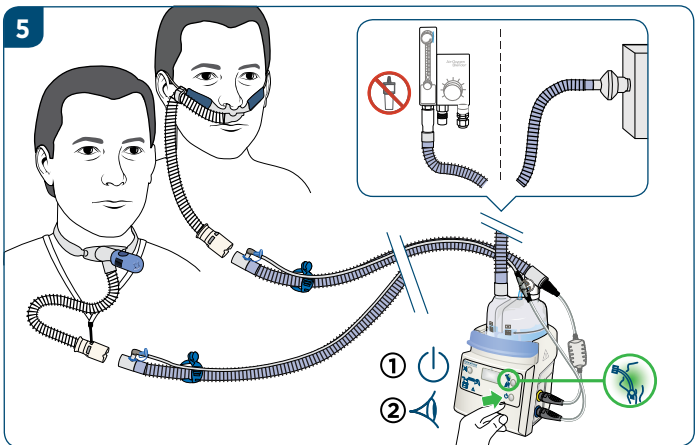
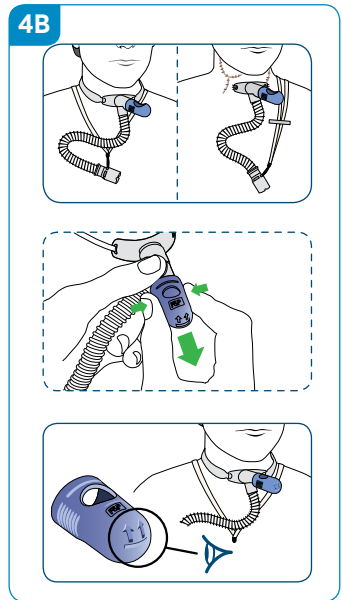
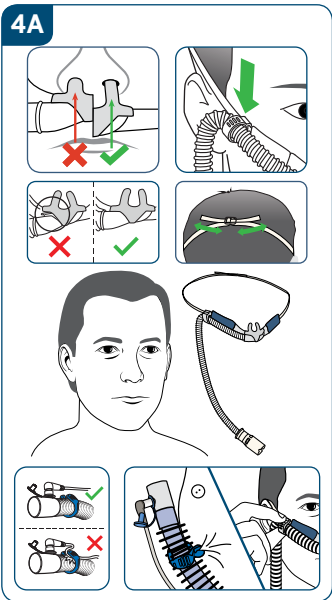
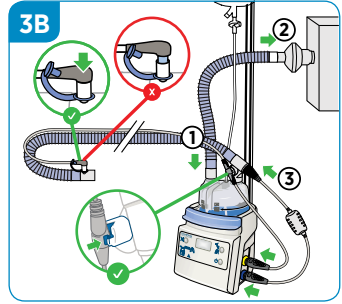
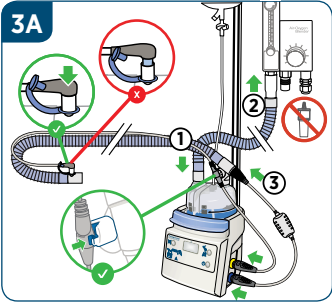
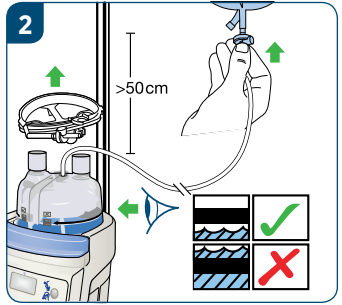
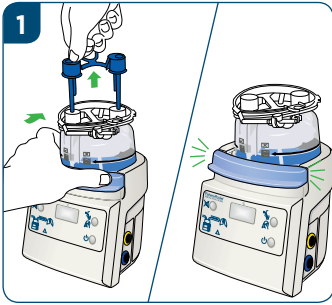
Adult noninvasive ventilation setup



This swingtag is only to be used as a guide to setup. Always read and understand all user instructions for each component before use.

F&P 850 System

Optiflow™ setup

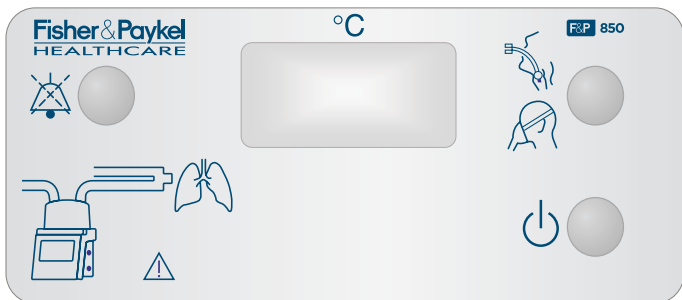


UI-608406 REV D (Swingtag #2 of 3) © 2020 Fisher & Paykel Healthcare Limited



This swingtag is only to be used as a guide to setup. Always read and understand all user instructions for each component before use.

Fisher & Paykel
HEALTHCARE



POWER BUTTON

To turn ON, press the power button briefly.
To turn OFF, press and hold the power button for one second.



MODE BUTTON

When held down for one second, the mode button toggles the humidifier between invasive and noninvasive (mask) mode. The mode indicator LED shows the user which mode is selected.

Invasive mode



For use with patients whose upper airways has been bypassed by either a tracheostomy or endotracheal tube or when using Optiflow™. The humidifier will default to invasive mode when turned on.

Noninvasive mode (Mask mode)



Suitable only for patients whose natural humidification system (i.e. upper airway) has not been bypassed, but are receiving gas via a facemask or similar.



MUTE BUTTON

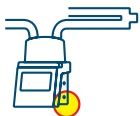
The mute button silences the humidifier's alarm. The duration of an audio pause is 2 minutes. Pushing the mute button can reactivate the audio alarm. Humidifiers with software version 8.00 or later will also display mute status with a green indicator.

SET-UP INDICATORS



Heater-wire connector

- Is the heater-wire adapter connected to the humidifier?
- Is the heater-wire adapter connected to the circuit?
- The heater-wire or heater-wire adapter might be faulty.



Temperature and flow probe connector

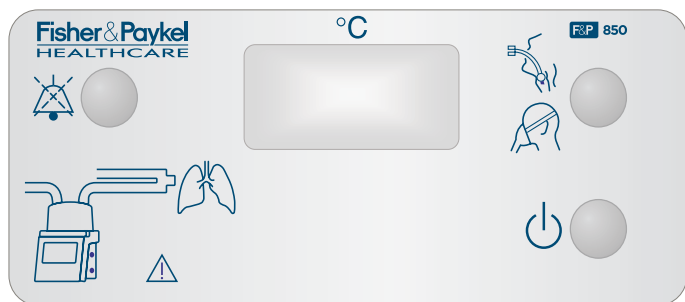
- Is the temperature probe connected to the humidifier?
- The probe might be faulty.

Continued on the following page

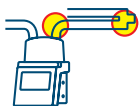
Humidifier alarms perform an important safety function and should not be ignored.



See MR850 User Instructions for more details.



SET-UP INDICATORS (continued...)



Chamber probe and airway probe

- Is the chamber probe correctly inserted into the circuit?
- Is the airway probe correctly inserted into the circuit?
- Is there condensate or debris on the probe?



Water out indicator

- Is there water in the chamber?
- Is there water in the bag?
- Is the feed set kinked?
- Has the flow of water to the chamber stopped due to system back pressure?

OPERATIONAL ALARMS



Low Temperature – Invasive Mode

A “Low Priority” alarm is activated 25 seconds after the displayed temperature falls below 35.5 °C. If the temperature remains low, a “Medium Priority” alarm is activated.

Low Temperature – Noninvasive Mode

A “Low Priority” alarm is activated 25 seconds after the displayed temperature falls below 26.0 °C
(Please note: This alarm is only applicable to MR850 models with software versions 8.00 or later)

- Is there a fan or draft? Redirect away from the breathing circuit

High Temperature

A “Medium Priority” alarm is activated immediately if at any time the displayed temperature reaches 41 °C or if the airway probe temperature reaches 43 °C. The humidifier will immediately power-down the heater-wire and heater-plate, followed by a flashing temperature display.

- Monitor the displayed temperature closely

If the alarm continues, replace the relevant component and contact your local Fisher & Paykel Healthcare representative.

See manual indicator

Indicates a hardware fault. The humidifier and all accessories shall be replaced immediately and sent for servicing.



Humidifier alarms perform an important safety function and should not be ignored.



See MR850 User Instructions for more details.

For more information please contact
your local Fisher & Paykel Healthcare representative

Manufacturer 

Fisher & Paykel Healthcare Ltd,
15 Maurice Paykel Place,
East Tamaki, Auckland 2013
PO Box 14 348 Panmure,
Auckland 1741,
New Zealand
Tel: +64 9 574 0100
Fax: +64 9 574 0158
Email: info@fphcare.co.nz
Web: www.fphcare.com

Importer/ Distributor

Australia (Sponsor)
Fisher & Paykel Healthcare Pty Ltd,
19-31 King Street, Nunawading,
Melbourne, Victoria 3131.
Tel: +61 3 9871 4900
Fax: +61 3 9871 4998

Austria

Tel: 0800 29 31 23
Fax: 0800 29 31 22

Benelux

Tel: +31 40 216 3555
Fax: +31 40 216 3554

Brazil

Fisher & Paykel do Brasil,
Rua Sampaio Viana, 277 cj 21,
Paraíso, 04004-000,
São Paulo - SP, Brazil
Tel: +55 11 2548 7002

China


代理人/售后服务机构:
费雪派克医疗保健(广州)有限公司, 广
州高新技术产业开发区科学城科丰路31号
G12栋301号
电话: +86 20 32053486
传真: +86 20 32052132

Denmark

Tel: +45 70 26 37 70
Fax: +46 83 66 310

Finland

Tel: +358 9 251 66 123
Fax: +46 83 66 310

France 

Fisher & Paykel Healthcare SAS, 10 Av.
du Québec, Bât F5, BP 512, Villebon-sur-
Yvette, 91946 Courtaboeuf Cedex, France
Tel: +33 1 6446 5201
Fax: +33 1 6446 5221
Email: c.s@fphcare.fr

Germany

Fisher & Paykel Healthcare GmbH,
Deutschland, Österreich, Schweiz,
Wiesenstrasse 49,
D 73614 Schorndorf, Germany
Tel: +49 7181 98599 0
Fax: +49 7181 98599 66

Hong Kong

Tel: +852 2116 0032
Fax: +852 2116 0085

India

Tel: +91 80 2309 6400

Ireland

Tel: 1800 409 011
Fax: +44 1628 626 146

Italy

Tel: +39 06 7839 2939
Fax: +39 06 7814 7709

Japan

Tel: +81 3 5117 7110
Fax: +81 3 5117 7115

Korea

Tel: +82 2 6205 6900
Fax: +82 2 6309 6901

Mexico

Tel: +52 55 9130 1626

Norway

Tel: +47 21 60 13 53
Fax: +47 22 99 60 10

Poland

Tel: 00800 49 119 77
Fax: 00800 49 119 78

Russia

Tel. and Fax: +7 495 782 21 50

Spain

Tel: +34 902 013 346
Fax: +34 902 013 379

Sweden

Tel: +46 8 564 76 680
Fax: +46 8 36 63 10

Switzerland

Tel: 0800 83 47 63
Fax: 0800 83 47 54

Taiwan

Tel: +886 2 8751 1739
Fax: +886 2 8751 5625

Turkey

İthalatçı Firma: Fisher Paykel Sağlık
Ürünleri Ticaret Limited Şirketi,
İletişim Bilgileri: Ostim Mahallesi 1249.
Cadde No:6, Yenimahalle, Ankara, Türkiye
06374,
Tel: +90 312 354 34 12
Fax: +90 312 354 31 01

UK

Fisher & Paykel Healthcare Ltd,
Unit 16, Cordwallis Park, Clivemont Road,
Maidenhead, Berkshire SL6 7BU, UK
Tel: 0800 132 189
Fax: +44 1628 626 146

USA/Canada

Tel: 1800 446 3908
or +1 949 453 4000
Fax: +1 949 453 4001

F&P and Optiflow are trademarks of Fisher & Paykel Healthcare Limited.
For patent information, see www.fphcare.com/ip